



















































































## 20 100m Freestyle Women Heat

Official
























Rank	Competitor	Age	Club	RT	PTS	Result	
1	 Chelsey Edwards	24		0.65		<b>54.87</b> Entry: 54.76 <b>+0.11</b>	QA
	50m: 26.39 100m: 54.87 (28.48)						
2	 Phoebe Bentley	22		0.71		<b>55.49</b> Entry: 55.08 <b>+0.41</b>	QA
	50m: 26.98 100m: 55.49 (28.51)						
3	 Jade Starr (V)	23		0.74		<b>56.62</b> Entry: 55.99 <b>+0.63</b>	QA
	50m: 27.48 100m: 56.62 (29.14)						
4	 Rae Kwan	22		0.67		<b>56.70</b> Entry: 56.72 <b>-0.02</b>	QA
	50m: 27.44 100m: 56.70 (29.26)						
5	 Zoe Pedersen	19		0.76		<b>56.96</b> Entry: 55.03 <b>+1.93</b>	QA
	50m: 27.38 100m: 56.96 (29.58)						
6	 Alyssa Lawson	16	 Hamilton Aqua...	0.75		<b>56.97</b> Entry: 56.21 <b>+0.76</b>	QA
	50m: 27.49 100m: 56.97 (29.48)						
7	 Milan Glintmeyer	17		0.76		<b>57.02</b> Entry: 56.91 <b>+0.11</b>	QA
	50m: 27.85 100m: 57.02 (29.17)						
8	 Tribeca Liu (V)	17		0.71		<b>57.15</b> Entry: 56.18 <b>+0.97</b>	QA
	50m: 27.45 100m: 57.15 (29.70)						
9	 Giselle Davey (I)	19		0.64		<b>57.20</b> Entry: 55.67 <b>+1.53</b>	QC
	50m: 27.39 100m: 57.20 (29.81)						
10	 Alyssa Tapper	18		0.67		<b>58.13</b> Entry: 57.71 <b>+0.42</b>	QB
	50m: 28.21 100m: 58.13 (29.92)						
11	 Olivia Emmett	18		0.79		<b>58.17</b> Entry: 58.06 <b>+0.11</b>	QB
	50m: 28.16 100m: 58.17 (30.01)						
12	 Madeleine Wilson	16		0.70		<b>58.25</b> Entry: 57.97 <b>+0.28</b>	QC
	50m: 27.87 100m: 58.25 (30.38)						
13	 Brooke Bennett	19		0.77		<b>58.42</b> Entry: 57.52 <b>+0.90</b>	QC
	50m: 28.34 100m: 58.42 (30.08)						

14	 Amelia Bray	19		0.72	<b>58.43</b> Entry: 56.32 <b>+2.11</b>	QC
	50m: 27.98 100m: 58.43 (30.45)					
14	 Madison Kidd	29		0.68	<b>58.43</b> Entry: 57.21 <b>+1.22</b>	QC
	50m: 27.74 100m: 58.43 (30.69)					
16	 Stacey Morgan	19		0.70	<b>58.48</b> Entry: 56.91 <b>+1.57</b>	QC
	50m: 27.93 100m: 58.48 (30.55)					
17	 Sasha Henrison	18		0.73	<b>58.63</b> Entry: 58.08 <b>+0.55</b>	QB
	50m: 28.06 100m: 58.63 (30.57)					
18	 Millie Bell	17		0.72	<b>59.02</b> Entry: 58.49 <b>+0.53</b>	QB
	50m: 27.99 100m: 59.02 (31.03)					
19	 Libby Bradley	27		0.76	<b>59.22</b> Entry: 1:00.03 <b>-0.81</b>	QC
	50m: 28.37 100m: 59.22 (30.85)					
20	 Zoe Crawford	21		0.68	<b>59.23</b> Entry: 58.80 <b>+0.43</b>	QC
	50m: 28.28 100m: 59.23 (30.95)					
21	 Holly Neville	20		0.71	<b>59.30</b> Entry: 58.30 <b>+1.00</b>	
	50m: 28.46 100m: 59.30 (30.84)					
22	 Holli Macdonald	18		0.70	<b>59.35</b> Entry: 58.57 <b>+0.78</b>	QB
	50m: 28.88 100m: 59.35 (30.47)					
23	 Hanna Abdou	19		0.81	<b>59.36</b> Entry: 59.18 <b>+0.18</b>	
	50m: 28.41 100m: 59.36 (30.95)					
24	 Kiri Yamagami	16		0.67	<b>59.39</b> Entry: 58.53 <b>+0.86</b>	
	50m: 28.63 100m: 59.39 (30.76)					
25	 Alex McIntosh	17		0.66	<b>59.42</b> Entry: 58.44 <b>+0.98</b>	QB
	50m: 28.70 100m: 59.42 (30.72)					
26	 Octavia Mahone	15		0.68	<b>59.56</b> Entry: 58.32 <b>+1.24</b>	
	50m: 28.20 100m: 59.56 (31.36)					
27	 Amber George	21		0.76	<b>59.57</b> Entry: 57.76 <b>+1.81</b>	
	50m: 27.92 100m: 59.57 (31.65)					
28	 Lola Nicholls	18		0.69	<b>59.70</b> Entry: 1:00.05 <b>-0.35</b>	QB
	50m: 28.62 100m: 59.70 (31.08)					
29	 Tess Whineray	21		0.79	<b>59.74</b> Entry: 1:00.22 <b>-0.48</b>	

50m: 28.58 100m: 59.74 (31.16)

30	 Marli Coverdale	14		0.70	59.82 Entry: 58.94 +0.88	
	50m: 29.09 100m: 59.82 (30.73)					
31	 Kayla Knight	17		0.69	1:00.08 Entry: 59.30 +0.78	?
	50m: 28.93 100m: 1:00.08 (31.15)					
31	 Jade Lyles	15		0.72	1:00.08 Entry: 59.12 +0.96	?
	50m: 28.89 100m: 1:00.08 (31.19)					
33	 Indiana Riley	17		0.80	1:00.16 Entry: 1:00.42 -0.26	
	50m: 29.37 100m: 1:00.16 (30.79)					
34	 Abigail Samuels	17		0.71	1:00.20 Entry: 1:00.65 -0.45	
	50m: 28.82 100m: 1:00.20 (31.38)					
35	 Danielle Asiata	19		0.68	1:00.28 Entry: 59.84 +0.44	
	50m: 28.91 100m: 1:00.28 (31.37)					
36	 Anna McLaren	18		0.70	1:00.42 Entry: 1:00.01 +0.41	
	50m: 29.05 100m: 1:00.42 (31.37)					
37	 Macy Hains	17		0.74	1:00.50 Entry: 1:00.27 +0.23	
	50m: 29.12 100m: 1:00.50 (31.38)					
37	 Madeleine McTear	S14 25		0.77 817	1:00.50 Entry: 1:00.20 +0.30	
	50m: 29.13 100m: 1:00.50 (31.37)					
39	 Mila Tongalea	15		0.65	1:00.82 Entry: 59.16 +1.66	
	50m: 29.08 100m: 1:00.82 (31.74)					
40	 Tessa Field	32		0.67	1:01.08 Entry: 1:01.28 -0.20	
	50m: 29.48 100m: 1:01.08 (31.60)					
41	 Talia Chaney	17		0.71	1:01.20 Entry: 1:01.95 -0.75	
	50m: 28.85 100m: 1:01.20 (32.35)					
42	 Macey Barnes	17		0.75	1:01.24 Entry: 1:00.59 +0.65	
	50m: 29.05 100m: 1:01.24 (32.19)					
43	 Jasmine Lyles	19		0.71	1:01.66 Entry: 59.91 +1.75	
	50m: 29.64 100m: 1:01.66 (32.02)					
44	 Meila Gwiazdzir	17		0.70	1:01.71 Entry: 1:00.39 +1.32	
	50m: 29.45 100m: 1:01.71 (32.26)					

1:01.83

45	 Ruby Sisam	16		0.70	Entry: 1:00.67	+1.16
	50m: 28.93 100m: 1:01.83 (32.90)					
46	 Vanzin McManu	15		0.72	1:02.01	-0.30
	50m: 29.82 100m: 1:02.01 (32.19)				Entry: 1:02.31	
47	 Catherine Sone	19		0.72	1:02.02	+0.01
	50m: 29.69 100m: 1:02.02 (32.33)				Entry: 1:02.01	
48	 Genaya Baker	17		0.72	1:02.07	+1.10
	50m: 29.48 100m: 1:02.07 (32.59)				Entry: 1:00.97	
49	 Catherine Tegm	14		0.74	1:02.26	+0.42
	50m: 30.11 100m: 1:02.26 (32.15)				Entry: 1:01.84	
50	 Violet Carter	16		0.74	1:02.31	+0.11
	50m: 30.01 100m: 1:02.31 (32.30)				Entry: 1:02.20	
51	 Marina Nadilo	17		0.73	1:02.43	+0.78
	50m: 29.30 100m: 1:02.43 (33.13)				Entry: 1:01.65	
52	 Tessa Scott	16		0.74	1:02.80	+0.67
	50m: 30.50 100m: 1:02.80 (32.30)				Entry: 1:02.13	
53	 Grace Henderso	19		0.76	1:02.82	+0.70
	50m: 30.74 100m: 1:02.82 (32.08)				Entry: 1:02.12	
54	 Phoebe Nettle	15		0.71	1:03.07	+1.07
	50m: 30.54 100m: 1:03.07 (32.53)				Entry: 1:02.00	
55	 Maya Botti	16		0.87	1:03.15	+0.74
	50m: 30.10 100m: 1:03.15 (33.05)				Entry: 1:02.41	
-	 Maya Zunker (v)	17			DNS	